

vocality

Community Credit Union

Simply Deposit

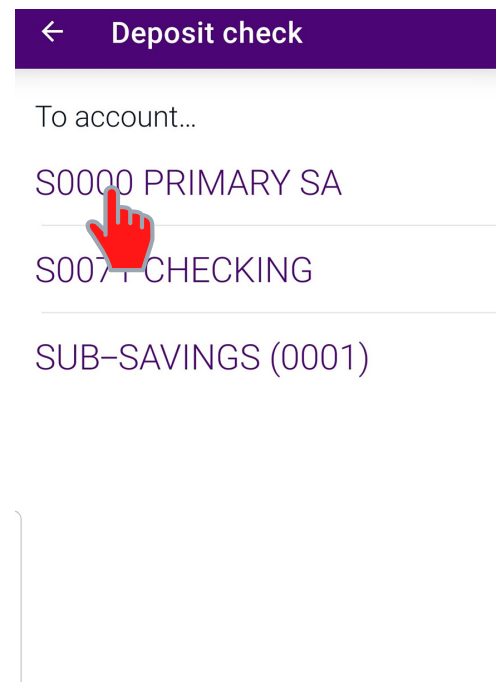
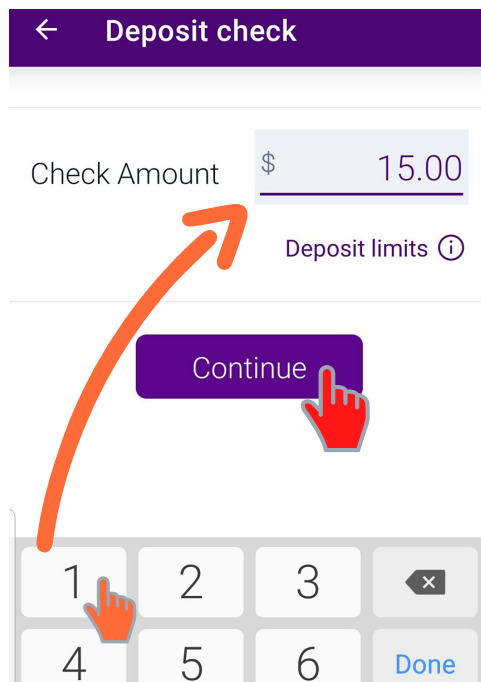
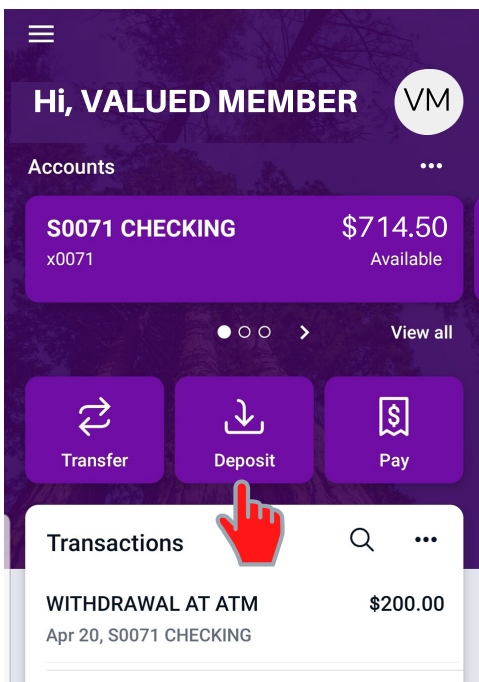
Remote Deposit Capture (RDC)

Open & Log onto Vocality's mobile app.

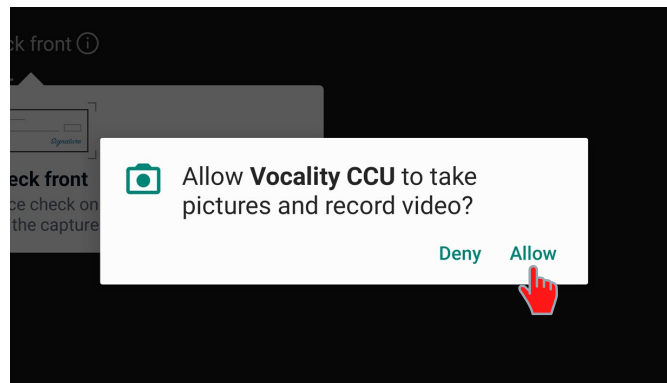
1. **Tap** on Deposit.

Enter the check amount.
Press continue.


Select the account for the deposit.



Allow camera access (first time).



2. **Send** a picture of the front and back of the check.



Don't forget to endorse the check by signing it then writing your account number and "Vocality Mobile Deposit Only".

The check should fit within the frame on the screen.

The picture needs to include the entire check and be clear.

3. **Simply** verify that all of the information is correct. Press submit to finish.

← Deposit check

Amount \$ 15.00

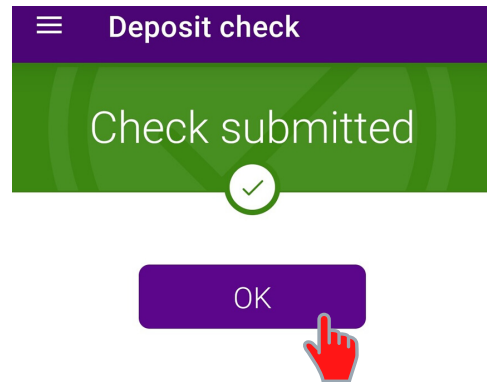
To S0000 PRIMARY SA

Front

Back

Submit

A **confirmation** screen will be displayed once the deposit is successfully **submitted**.



You will receive an email with a confirmation of your deposit.

After the deposit is made please keep your check for 30 days before securely disposing of it. Funds that you deposit using the **Simply Deposit** service may not be immediately available to you. Please see the Disclosure and Agreement, General Terms and Conditions under Documents at vocalityccu.org for more details.